

Ceraforge, *Color Body Porcelain*.

A contemporary expression of oxidized metal fused with worn cement.



venture

Surfaces able to define  
a distinct style.

## Colors at a glance

The original graphic comes from steel oxidized plates, converted into a unique color palette, created to enhance their industrial look.



Oxide



Chromium



Lithium




Titanium



Iron

## Formats and finishes at a glance

This contemporary collection is offered in a variety of large and medium sized formats and a related mosaic and trim.



32 x 32 in / 79.7 x 79.7 cm  
Rectified  
Matte



16 x 32 in / 39.7 x 79.7 cm  
Rectified  
Matte



24 x 24 in / 59.7 x 59.7 cm  
Rectified  
Matte




12 x 24 in / 29.7 x 59.7 cm  
Rectified  
Matte

### *Trim*



3 x 24 in / 7.1 x 60 cm  
Bullnose  
Matte

### *Mosaic*



2 x 2 in / 5 x 5 cm  
Mosaics  
Matte





32 x 32 in / 79.7 x 79.7 cm Ceraforge Lithium Matte Rectified Color Body Porcelain Tile



# Ceraforge, Oxide




32 x 32 in / 79.7 x 79.7 cm  
Rectified  
Matte 4500-0270-2



16 x 32 in / 39.7 x 79.7 cm  
Rectified  
Matte 4500-0283-2



24 x 24 in / 59.7 x 59.7 cm  
Rectified  
Matte 4500-0285-2




12 x 24 in / 29.7 x 59.7 cm  
Rectified  
Matte 4500-0284-2

## Trim



3 x 24 in / 7.1 x 60 cm  
Bullnose  
Matte 4502-0054-1

## Mosaic



2 x 2 in / 5 x 5 cm  
Mosaics  
Matte 4501-0062-1

## IMAGE VARIATIONS

This collection has a wide variety of tile facings by size to maximize the realism it can convey within a design space.

12 x 24 in / 29.7 x 59.7 cm  
Actual: 297 x 597 x 9 mm  
18 images

24 x 24 in / 59.7 x 59.7 cm  
Actual: 597 x 597 x 9 mm  
9 images

16 x 32 in / 39.7 x 79.7 cm  
Actual: 397 x 797 x 9 mm  
18 images

32 x 32 in / 79.7 x 79.7 cm  
Actual: 797 x 797 x 9 mm  
9 images



12 x 24 in / 29.7 x 59.7 cm image variations



# Ceraforge, Chromium



32 x 32 in / 79.7 x 79.7 cm  
Rectified  
Matte 4500-0271-2



16 x 32 in / 39.7 x 79.7 cm  
Rectified  
Matte 4500-0272-2



24 x 24 in / 59.7 x 59.7 cm  
Rectified  
Matte 4500-0274-2




12 x 24 in / 29.7 x 59.7 cm  
Rectified  
Matte 4500-0273-2

## Trim



3 x 24 in / 7.1 x 60 cm  
Bullnose  
Matte 4502-0051-1

## Mosaic



2 x 2 in / 5 x 5 cm  
Mosaics  
Matte 4501-0059-1

## IMAGE VARIATIONS

This collection has a wide variety of tile facings by size to maximize the realism it can convey within a design space.

12 x 24 in / 29.7 x 59.7 cm  
Actual: 297 x 597 x 9 mm  
18 images

24 x 24 in / 59.7 x 59.7 cm  
Actual: 597 x 597 x 9 mm  
9 images

16 x 32 in / 39.7 x 79.7 cm  
Actual: 397 x 797 x 9 mm  
18 images

32 x 32 in / 79.7 x 79.7 cm  
Actual: 797 x 797 x 9 mm  
9 images



12 x 24 in / 29.7 x 59.7 cm image variations



Ceraforge, *Lithium*



32 x 32 in / 79.7 x 79.7 cm  
Rectified  
Matte 4500-0280-3



16 x 32 in / 39.7 x 79.7 cm  
Rectified  
Matte 4500-0279-3



24 x 24 in / 59.7 x 59.7 cm  
Rectified  
Matte 4500-0282-3



12 x 24 in / 29.7 x 59.7 cm  
Rectified  
Matte 4500-0281-3

*Trim*



3 x 24 in / 7.1 x 60 cm  
Bullnose  
Matte 4502-0053-2

*Mosaic*



2 x 2 in / 5 x 5 cm  
Mosaics  
Matte 4501-0061-2

IMAGE VARIATIONS

This collection has a wide variety of tile facings by size to maximize the realism it can convey within a design space.

12 x 24 in / 29.7 x 59.7 cm  
Actual: 297 x 597 x 9 mm  
18 images

24 x 24 in / 59.7 x 59.7 cm  
Actual: 597 x 597 x 9 mm  
9 images

16 x 32 in / 39.7 x 79.7 cm  
Actual: 397 x 797 x 9 mm  
18 images

32 x 32 in / 79.7 x 79.7 cm  
Actual: 797 x 797 x 9 mm  
9 images



12 x 24 in / 29.7 x 59.7 cm image variations



# Ceraforge, *Titanium*



32 x 32 in / 79.7 x 79.7 cm  
Rectified  
Matte 4500-0287-2



16 x 32 in / 39.7 x 79.7 cm  
Rectified  
Matte 4500-0286-2



24 x 24 in / 59.7 x 59.7 cm  
Rectified  
Matte 4500-0289-2



12 x 24 in / 29.7 x 59.7 cm  
Rectified  
Matte 4500-0288-2

## *Trim*



3 x 24 in / 7.1 x 60 cm  
Bullnose  
Matte 4502-0059-1

## *Mosaic*



2 x 2 in / 5 x 5 cm  
Mosaics  
Matte 4501-0063-1

## IMAGE VARIATIONS

This collection has a wide variety of tile facings by size to maximize the realism it can convey within a design space.

12 x 24 in / 29.7 x 59.7 cm  
Actual: 297 x 597 x 9 mm  
18 images

24 x 24 in / 59.7 x 59.7 cm  
Actual: 597 x 597 x 9 mm  
9 images

16 x 32 in / 39.7 x 79.7 cm  
Actual: 397 x 797 x 9 mm  
18 images

32 x 32 in / 79.7 x 79.7 cm  
Actual: 797 x 797 x 9 mm  
9 images



12 x 24 in / 29.7 x 59.7 cm image variations



Ceraforge, *Iron*



32 x 32 in / 79.7 x 79.7 cm  
Rectified  
Matte 4500-0276-2



16 x 32 in / 39.7 x 79.7 cm  
Rectified  
Matte 4500-0275-2



24 x 24 in / 59.7 x 59.7 cm  
Rectified  
Matte 4500-0278-2



12 x 24 in / 29.7 x 59.7 cm  
Rectified  
Matte 4500-0277-2

*Trim*



3 x 24 in / 7.1 x 60 cm  
Bullnose  
Matte 4502-0052-1

*Mosaic*



2 x 2 in / 5 x 5 cm  
Mosaics  
Matte 4501-0060-1

IMAGE VARIATIONS

This collection has a wide variety of tile facings by size to maximize the realism it can convey within a design space.

12 x 24 in / 29.7 x 59.7 cm  
Actual: 297 x 597 x 9 mm  
18 images

24 x 24 in / 59.7 x 59.7 cm  
Actual: 597 x 597 x 9 mm  
9 images

16 x 32 in / 39.7 x 79.7 cm  
Actual: 397 x 797 x 9 mm  
18 images

32 x 32 in / 79.7 x 79.7 cm  
Actual: 797 x 797 x 9 mm  
9 images



12 x 24 in / 29.7 x 59.7 cm image variations



Unmatched elegance and unparalleled perfection.

Meticulous care is taken to enhance a product's formation through graphical and technical improvements at every step of the development and execution process. This leads to the most exquisite and discerning tile collections.







*Technical Performance*  
Avant-garde design and attention to detail.

New technical aspects, innovative shapes, and a new color palette were designed to represent the vibrant and lively nature of metropolitan city life, inspired by its culture and history.



## Packaging information

Key logistical details including item codes and product specifications.

### Ceraforge Product & Packaging Information

9 mm

	ACTUAL DIMENSIONS	THICKNESS	CHROMIUM ITEM CODE	IRON ITEM CODE	LITHIUM ITEM CODE	OXIDE ITEM CODE	TITANIUM ITEM CODE	LBS BOX	KGS BOX	PCS BOX	SOFT BOX	M <sup>2</sup> BOX	BXS SKID	SOFT SKID	M <sup>2</sup> SKID
32 x 32 in / 79.7 x 79.7 cm MATTE RECTIFIED COLOR BODY PORCELAIN TILE	797 x 797 mm	9 mm	4500-0271-2	4500-0276-2	4500-0280-3	4500-0270-2	4500-0287-2	53.31	24.18	2	13.67	1.27	44	601.5	55.9
16 x 32 in / 39.7 x 79.7 cm MATTE RECTIFIED COLOR BODY PORCELAIN TILE	397 x 797 mm	9 mm	4500-0272-2	4500-0275-2	4500-0279-3	4500-0283-2	4500-0286-2	49.47	22.44	4	13.67	1.27	27	369.1	34.3
24 x 24 in / 59.7 x 59.7 cm MATTE RECTIFIED COLOR BODY PORCELAIN TILE	597 x 597 mm	9 mm	4500-0274-2	4500-0278-2	4500-0282-3	4500-0285-2	4500-0289-2	59.26	26.88	4	15.39	1.43	30	461.7	42.9
12 x 24 in / 29.7 x 59.7 cm MATTE RECTIFIED COLOR BODY PORCELAIN TILE	297 x 597 mm	9 mm	4500-0273-2	4500-0277-2	4500-0281-3	4500-0284-2	4500-0288-2	43.43	19.7	6	11.41	1.06	40	456.4	42.4
MOSAIC															
2 x 2 in / 5 x 5 cm MATTE COLOR BODY PORCELAIN MOSAIC	299 x 299 mm	10.5 mm	4501-0059-1	4501-0060-1	4501-0061-2	4501-0062-1	4501-0063-1	40.22	18.24	10	9.58	0.89	45	431.1	40.05
TRIM															
3 x 24 in / 7.1 x 60 cm MATTE COLOR BODY PORCELAIN BULLNOSE	70.5 x 600 mm	9.5 mm	4502-0051-1	4502-0052-1	4502-0053-2	4502-0054-1	4502-0059-1	29.37	13.32	15	N/A	N/A	64	960 PCS	960 PCS

## Technical information

Tile collection performance based on industry standards.

### Technical Information

	WATER ABSORPTION	ANSI / ISO - (%)	< 0.5%
	ABRASION RESISTANCE	ANSI / ISO	CLASS 4
	SCRATCH HARDNESS	ANSI / ISO - (Mohs)	6
	BREAKING STRENGTH	ANSI - (lbf) ISO - (N)	≥330 ≥1400
	SHADE VARIATION		V3
	SLIP RESISTANCE	ANSI - DCOF (WET) ISO - R VALUE	MATTE ≥0.50 (ID, IW, IW+) MATTE R(-)
	CHEMICAL RESISTANCE	ANSI / ISO	CLASS A
	STAIN RESISTANCE	ANSI ISO	CLASS A / CLASS 5
	FROST RESISTANCE	ANSI / ISO	PASS

Test values are based on ANSI / ISO standards according to: ANSI A137.1 - Porcelain tile P1 Class, ISO 13006 - G - Bia Group, En 14411 - G - Bia Group. Variances in test values can occur in different production lots.

## Usage recommendations

Anatolia's recommendations for suitable applications.

### Usage Recommendations\*

MATTE COLOR BODY PORCELAIN

APPLICATION	WALL	FLOOR
INTERIOR	RESIDENTIAL	ID, IW, IW+
	COMMERCIAL	ID, IW, IW+
	HEAVY COMMERCIAL	
EXTERIOR	RESIDENTIAL / COMMERCIAL	

\* These recommendations are not defined by ANSI/ISO standards.

DCOF Classifications per ANSI A326.3: (ID): Interior, Dry (IW): Interior, Wet (IW+): Interior, Wet Plus (EW): Exterior, Wet (O/G): Oils/Greases

\* Factors other than the noted DCOF result must also be taken into consideration. Such factors include, but are not limited to, expected contaminants, drainage, surface texture, effect of structure on the DCOF measurement, number of grout joints, traction-enhancing features, and intended use in addition to the other criteria noted in standard ANSI A326.3



*Partnerships and Associations*







venture