

Marmi Reali 2.0



venture



The beauty and elegance of top-quality marbles combined with outstanding porcelain stoneware.

La bellezza e la ricercatezza dei marmi più pregiati abbinata ad un gres porcellanato di elevata qualità.

Carrara

80x80 cm 31 1/2"x31 1/2"	} pol/rect
40x80 cm 16"x31 1/2"	
60x60 cm 24"x24"	
30x60 cm 12"x24"	
80x80 cm 31 1/2"x31 1/2"	} matte/rect
40x80 cm 16"x31 1/2"	
60x60 cm 24"x24"	
30x60 cm 12"x24"	
30x60 cm 12"x24"	} matte/non rect

Bardiglio

80x80 cm 31 1/2"x31 1/2"	} pol/rect
40x80 cm 16"x31 1/2"	
60x60 cm 24"x24"	
30x60 cm 12"x24"	
80x80 cm 31 1/2"x31 1/2"	} matte/rect
40x80 cm 16"x31 1/2"	
60x60 cm 24"x24"	
30x60 cm 12"x24"	
30x60 cm 12"x24"	} matte/non rect

Statuario Gold

80x80 cm 31 1/2"x31 1/2"	} pol/rect
40x80 cm 16"x31 1/2"	
60x60 cm 24"x24"	
30x60 cm 12"x24"	
80x80 cm 31 1/2"x31 1/2"	} matte/rect
40x80 cm 16"x31 1/2"	
60x60 cm 24"x24"	
30x60 cm 12"x24"	
30x60 cm 12"x24"	} matte/non rect

Nero Reale

60x60 cm 24"x24"	} pol/rect
30x60 cm 12"x24"	
60x60 cm 24"x24"	
60x60 cm 24"x24"	} matte/rect
30x60 cm 12"x24"	



**Natural veins
and soft variations
for all-round
elegance.**

Venature naturali e morbide screziature
per un'eleganza avvolgente.

Public Spaces



Nero Reale matte/rect 60x60 cm (24\"/>



Nero Reale pol/rect 30x60 cm (12\"/>

Nero Reale pol/rect 30x60 cm (12\"/>



Public Spaces



Carrara pol/rect 60x60 cm (24"x24")



Carrara matte/rect 60x60 cm (24"x24")



Bardiglio pol/rect 80x80 cm (31^{1/2}"x31^{1/2}"



Residential



Bardiglio pol/rect 80x80 cm (31^{1/2}"x31^{1/2}"



**The large number of sizes,
decorations and colour shades
is completed by three-dimensional
surfaces that convey originality
to any interior.**

L'ampia varietà di formati, decori e tonalità è completata
da superfici tridimensionali che donano originalità ad ogni ambiente.

Residential



Bardiglio matte/rect 30x60 cm (12"x24")

Statuario Gold matte/rect 60x60 cm (24"x24")



Marmi Reali 2.0

The endless variations of marble relive in a material full of profound substance thanks to the polishing process which makes every slab simply perfect.

Le infinite variazioni del marmo rivivono in un materiale dalla grande profondità materica, grazie anche al processo di lucidatura che rende ogni lastra semplicemente perfetta.







**The large number of sizes,
decorations and colour shades
is completed by three-dimensional
surfaces that convey originality
to any interior.**

L'ampia varietà di formati, decori e tonalità
è completata da superfici tridimensionali
che donano originalità ad ogni ambiente.

Bardiglio matte/rect 30x60 cm (12"x24") - 60x60 cm (24"x24")
Ottagono Bardiglio matte/rect 30x30 cm (12"x12")



Bathroom



Bardiglio matte/rect 60x60 cm (24"x24")
Ottagono Bardiglio matte/rect 30x30 cm (12"x12")



Bardiglio matte/rect 60x60 cm (24"x24")



Public Spaces



Bardiglio matte/rect 60x60 cm (24"x24")



Carrara matte/rect 80x80 cm (31 1/2" x 31 1/2")






**Elegant geometric
decorations give the
project a touch of originality.**

**Eleganti decorazioni geometriche corredano
il progetto con un tocco di originalità.**

Esagono Mix matte/rect 29x41,5 cm (11^{1/2}"x16^{1/8}") - Carrara matte/rect 30x60 cm (12"x24")
Nero Reale matte/rect 60x60 cm (24"x24")




Bathroom



Carrara matte/rect 30x60 cm (12"x24")



Kitchen



Carrara matte/rect 40x80 cm (16"x31^{1/2}"*)







Statuario Gold

GRES FINE PORCELLANATO AD IMPASTO COLORATO
HD COLOURED-BODY FINE PORCELAIN STONEWARE

TECNOLOGIA DIGITALE
HD DIGITAL TECHNOLOGY



00038 STATUARIO GOLD POL/RECT
00359 STATUARIO GOLD MATTE/RECT
80x80 (31^{1/2}"x31^{1/2}")




00045 STATUARIO GOLD POL/RECT
00373 STATUARIO GOLD MATTE/RECT
60x60 (24"x24")




00404 STATUARIO GOLD MATTE/RECT
10x30 (4"x12")




00391 ESAGONETTA STATUARIO GOLD
MATTE/RECT
30x60 (12"x24")




00042 STATUARIO GOLD POL/RECT
00364 STATUARIO GOLD MATTE/RECT
40x80 (16"x31^{1/2}")




00048 STATUARIO GOLD POL/RECT
00395 STATUARIO GOLD MATTE/NON RECT
00377 STATUARIO GOLD MATTE/RECT
30x60 (12"x24")




00382 VELVET STATUARIO GOLD MATTE/RECT
30x60 (12"x24")



00408 ESAGONO STATUARIO GOLD MATTE/RECT
29x41,5 (11^{1/2}"x16^{1/8}") (Piece: 5^{3/4}"x6^{1/2}")



00622 ESAGONO MIX MATTE/RECT
29x41,5 (11^{1/2}"x16^{1/8}") (Piece: 5^{3/4}"x6^{1/2}")



00386 LINEA STATUARIO GOLD MATTE/RECT
30x60 (12"x24")




00412 OTTAGONO STATUARIO GOLD
MATTE/RECT
30x30 (12"x12") (Dots: 3"x3")



00399 MOSAIC STATUARIO GOLD
MATTE/RECT
30x30 (12"x12") (Dots: 2"x2")



00553 MOSAIC STATUARIO GOLD
POL/RECT
30x30 (12"x12") (Dots: 1"x1")



00051 LINEE STATUARIO GOLD POL/RECT
30x60 (12"x24") (Piece: 3^{3/4}"x12")

statuario gold matte/rect 60x60 cm (24"x24")

Carrara

GRES FINE PORCELLANATO AD IMPASTO COLORATO
HD COLOURED-BODY FINE PORCELAIN STONEWARE


TECNOLOGIA DIGITALE
HD DIGITAL TECHNOLOGY

80x80 cm
32"x32"
40x80 cm
16"x32"


11 mm

60x60 cm
24"x24"
30x60 cm
12"x24"

9,5 mm



00226 CARRARA POL/RECT
00361 CARRARA MATTE/RECT
80x80 (31^{1/2}"x31^{1/2}")




00221 CARRARA POL/RECT
00374 CARRARA MATTE/RECT
60x60 (24"x24")




00405 CARRARA MATTE/ RECT
10x30 (4"x12")



00392 ESAGONETTA CARRARA MATTE/RECT
30x60 (12"x24")




00228 CARRARA POL/RECT
00365 CARRARA MATTE/RECT
40x80 (16"x31^{1/2}")




00222 CARRARA POL/RECT
00396 CARRARA MATTE/NON RECT
00378 CARRARA MATTE/RECT
30x60 (12"x24")



00383 VELVET CARRARA MATTE/RECT
30x60 (12"x24")



00409 ESAGONO CARRARA MATTE/RECT
29x41,5 (11^{1/2}"x16^{1/8}") (Piece: 5^{3/4}"x6^{1/2}")




00622 ESAGONO MIX MATTE/RECT
29x41,5 (11^{1/2}"x16^{1/8}") (Piece: 5^{3/4}"x6^{1/2}")




00387 LINEA CARRARA MATTE/RECT
30x60 (12"x24")




00413 OTTAGONO CARRARA
MATTE/RECT
30x30 (12"x12") (Dots: 3"x3")



00401 MOSAIC CARRARA
MATTE/RECT
30x30 (12"x12") (Dots: 2"x2")



00552 MOSAIC CARRARA
POL/RECT
30x30 (12"x12") (Dots: 1"x1")



00229 LINEE CARRARA POL/RECT
30x60 (12"x24") (Piece: 3^{3/4}"x12")

carrara matte/rect 60x60 cm (24"x24")

Bardiglio


GRES FINE PORCELLANATO AD IMPASTO COLORATO
HD COLOURED-BODY FINE PORCELAIN STONEWARE

TECNOLOGIA DIGITALE
HD DIGITAL TECHNOLOGY

80x80 cm 32"x32"	11 mm	60x60 cm 24"x24"	9,5 mm
40x80 cm 16"x32"		30x60 cm 12"x24"	



00493 BARDIGLIO POL/RECT
00362 BARDIGLIO MATTE/RECT
80x80 (31^{1/2}"x31^{1/2}")




00496 BARDIGLIO POL/RECT
00375 BARDIGLIO MATTE/RECT
60x60 (24"x24")



00406 BARDIGLIO MATTE/RECT
10x30 (4"x12")



00393 ESAGONETTA BARDIGLIO MATTE/RECT
30x60 (12"x24")




00494 BARDIGLIO POL/RECT
00366 BARDIGLIO MATTE/RECT
40x80 (16"x31^{1/2}")




00497 BARDIGLIO POL/RECT
00397 BARDIGLIO MATTE/NON RECT
00379 BARDIGLIO MATTE/RECT
30x60 (12"x24")



00384 VELVET BARDIGLIO MATTE/RECT
30x60 (12"x24")



00410 ESAGONO BARDIGLIO MATTE/RECT
29x41,5 (11^{1/2}"x16^{1/8}") (Piece: 5^{3/4}"x6^{1/2}")




00622 ESAGONO MIX MATTE/RECT
29x41,5 (11^{1/2}"x16^{1/8}") (Piece: 5^{3/4}"x6^{1/2}")




00388 LINEA BARDIGLIO MATTE/RECT
30x60 (12"x24")




00414 OTTAGONO BARDIGLIO
MATTE/RECT
30x30 (12"x12") (Dots: 3"x3")



00402 MOSAIC BARDIGLIO
MATTE/RECT
30x30 (12"x12") (Dots: 2"x2")



00554 MOSAIC BARDIGLIO
POL/RECT
30x30 (12"x12") (Dots: 1"x1")




00498 LINEE BARDIGLIO POL/RECT
30x60 (12"x24") (Piece: 3^{3/4}"x12")

bardiglio matte/rect 60x60 cm (24"x24")

Nero Reale

GRES FINE PORCELLANATO AD IMPASTO COLORATO
HD COLOURED-BODY FINE PORCELAIN STONEWARE


TECNOLOGIA DIGITALE
HD DIGITAL TECHNOLOGY




27870 NERO REALE POL/RECT
00376 NERO REALE MATTE/RECT
60x60 (24"x24")




39320 NERO REALE POL/RECT
00381 NERO REALE MATTE/RECT
30x60 (12"x24")




71240 NERO REALE LINEE POL/RECT
30x60 (12"x24") (Piece: 3/4"x12")




00407 NERO REALE MATTE/ RECT
10x30 (4"x12")




00411 ESAGONO NERO REALE MATTE/RECT
29x41,5 (11 1/2"x16 1/8") (Piece: 5 3/4"x6 1/2")




00622 ESAGONO MIX MATTE/RECT
29x41,5 (11 1/2"x16 1/8") (Piece: 5 3/4"x6 1/2")



00415 OTTAGONO NERO REALE MATTE/RECT
30x30 (12"x12") (Dots: 3"x3")



00403 MOSAIC NERO REALE MATTE/RECT
30x30 (12"x12") (Dots: 2"x2")



39720 MOSAIC NERO REALE POL/RECT
30x30 (12"x12") (Dots: 1"x1")

nero reale matte/rect 60x60 cm (24"x24")

Special Pieces

Pezzi Speciali

COLOUR COLORE	9,5MM			11 MM		9,5MM	
	POL/RECT	MATTE/NON RECT	MATTE/RECT	POL/RECT	MATTE/RECT	POL/RECT	MATTE/NON RECT
BULLNOSE - BATTISCOPIA 8x60 (3 ^{1/8} "x24") PCS BOX 10				BULLNOSE - BATTISCOPIA 8x80 (3 ^{1/8} "x31 ^{1/2} ") PCS BOX 7		GRADONE 33x60 (13"x24") PCS BOX 2	STEP TREAD - GRADINO 30x60 (12"x24") PCS BOX 2
CARRARA	00232	00421	00417	00227	00369	00233	00425
STATUARIO GOLD	00061	00420	00416	00039	00368	00064	00424
BARDIGLIO	00501	00422	00418	00495	00371	00502	00426
NERO REALE	71250	-	00419	-	-	73640	00427

Packing

Imballi

SIZES FORMATI	MM	PIECES/BOX PEZZI/SCATOLA	SQMT/BOX MQ/SCATOLA	KGS/BOX KG/SCATOLA	BOXES/PALLET SCATOLE/PALETTA	SQMT/PALLET MQ/PALETTA	KGS/PALLET KG/PALETTA
30x60 (12"x24") FIELD TILE MATTE/NON RECT	9,5	6	1,0800	21,50	40	43,20	860
30x60 (12"x24") FIELD TILE MATTE/RECT	9,5	6	1,0800	21,50	40	43,20	860
30x60 (12"x24") FIELD TILE POL/RECT	9,5	6	1,0800	21,50	40	43,20	860
60x60 (24"x24") FIELD TILE MATTE/RECT	9,5	3	1,080	23,50	40	43,20	940
60x60 (24"x24") FIELD TILE POL/RECT	9,5	3	1,080	23,50	40	43,20	940
40x80 (16"x31 ^{1/2} ") FIELD TILE MATTE/RECT	11	3	0,960	24,00	28	26,88	690
40x80 (16"x31 ^{1/2} ") FIELD TILE POL/RECT	11	3	0,960	24,00	28	26,88	690
80x80 (31 ^{1/2} "x31 ^{1/2} ") FIELD TILE MATTE/RECT	11	2	1,280	32,80	40	51,20	1.312
80x80 (31 ^{1/2} "x31 ^{1/2} ") FIELD TILE POL/RECT	11	2	1,280	32,80	40	51,20	1.312
30x60 (12"x24") VELVET 3D TEXTURE MATTE/RECT	9,5	6	1,0800	21,50	40	43,20	860
30x60 (12"x24") ESAGONETTA 3D TEXTURE MATTE/RECT	9,5	6	1,0800	21,50	40	43,20	860
30x60 (12"x24") LINEA 3D TEXTURE MATTE/RECT	9,5	6	1,0800	21,50	40	43,20	860
10x30 (4"x12") FIELD TILE MATTE/RECT	9,5	12	0,360	7,20	65	23,40	468
30x30 (12"x12") OTTAGONO (3"x3") MATTE/RECT	9,5	5	0,450	9,00	30	13,50	270
29x41,5 (11 ^{1/2} "x16 ^{5/8} ") ESAGONO (5 ^{3/4} "x6 ^{1/2} ") MATTE/RECT	9,5	6	0,720	21,50	30	21,60	645
30x60 (12"x24") LINEE (3 ^{1/4} "x12") POL/RECT	9,5	5	0,900	15,00	32	28,00	480
30x30 (12"x12") MOSAIC (2"x2") MATTE/RECT	9,5	5	0,450	8,00	46	20,70	368
30x30 (12"x12") MOSAIC (1"x1") POL/RECT	9,5	5	0,450	8,00	46	20,70	368
30x60 (12"x24") STEP TREAD MATTE/NON RECT	9,5	2	0,400	18,00	40	16,00	720
33x60 (13"x24") GRADONE POL/RECT	9,5	2	0,400	18,00	40	16,00	720
8x60 (3 ^{1/8} "x24") BULLNOSE MATTE/NON RECT	9,5	10	0,480	11,00	72	34,56	792
8x60 (3 ^{1/8} "x24") BULLNOSE MATTE/RECT	9,5	10	0,480	11,00	72	34,56	792
8x60 (3 ^{1/8} "x24") BULLNOSE POL/RECT	9,5	10	0,480	11,00	72	34,56	792
8x80 (3 ^{1/8} "x31 ^{1/2} ") BULLNOSE MATTE/RECT	11	7	0,450	11,00	65	29,25	715
8x80 (3 ^{1/8} "x31 ^{1/2} ") BULLNOSE POL/RECT	11	7	0,450	11,00	65	29,25	715

Installation and maintenance instructions

Norme per la posa e la manutenzione

	TYPE OF STAIN	CLEANING SUGGESTIONS
<ul style="list-style-type: none"> - For better installation results of rectified products, we suggest 2 mm joint. - For a better aesthetic finish, Piemme recommends using jointing colours that match the tiles. - Please check, before using, the compatibility and suitability of grouting material with the ceramic tile. - Clean away the excess of grouting materials while they are still fresh. - Follow carefully the instructions pointed out by the producers of tile grouting materials. 	beer - coffee - wine - ice cream vegetable and animal fats - rubber remains of scotch tape - grease from machines - linseed oil - felt tip pens - paints - inks - hair dye	Alkaline-based detergent
<ul style="list-style-type: none"> - To completely eliminate installation residues, which could negatively affect routine maintenance and product characteristics once installation has terminated, proceed to clean using adequate products, with max. 3% Acid base, following the manufacturer's instructions. Always closely abide by the time limits indicated in the instructions: prolonged contact with these products may cause damage to the surface. 	protective anti-abrasion wax calcareous residuals rust stains	Acid-based detergent
<ul style="list-style-type: none"> - Any rims that appear after installing lapped or polished materials can be easily eliminated using a suitable Alkaline-based product. 	candle wax remains of scotch-tape	Solvent
<ul style="list-style-type: none"> - With regard to the use of ceramic materials outdoors, while once more reiterating that Piemme porcelain stoneware products are frost-proof, in compliance with applicable European standards EN 14411/ISO 13006-ISO 10545.12, a number of fundamental procedures must be followed for outdoor installation, suitable for making the aforementioned floors resistant to frost. The most important aspects are: suitable gradients, waterproofing, expansion joints, and the use of suitable installation materials. 	<p>Decorations made with glazes and precious metals It is most important to protect the surface during installation. Never use abrasive and/or acid products, only water and neutral soap. The manufacturer disclaims liability in case of any damage to these precious materials caused by "rubbing" during installation. Under no circumstances will disputes be accepted relating to the installed material.</p>	
<p>For further specific details please visit the technical area on Piemme website: www.ceramichepiemme.it</p>		

	TIPO DI SPORCO	INDICAZIONI PER LA PULIZIA
<ul style="list-style-type: none"> - Per i prodotti rettificati consigliamo una fuga di 2 mm per un migliore risultato di posa. - Per una migliore resa estetica Piemme consiglia stuccature colorate in tinta con le piastrelle. - Verificare, prima dell'utilizzo, la compatibilità ed idoneità dei riempitivi per fughe con il prodotto ceramico. - Rimuovere le eccedenze dei riempitivi per fughe quando gli stessi sono ancora freschi. - Attenersi scrupolosamente alle istruzioni indicate dai produttori dei riempitivi per fughe. 	Birra - Caffè - Gelato - Vino Gomma Pneumatico - Grassi vegetali e animali - Inchiostri - Lampostil Olii Meccanici - Residui di scotch Olio di lino - Pennarello - Resine Smalti - Tintura per capelli	Prodotti a Base Alcalina
<ul style="list-style-type: none"> - Per eliminare completamente i residui di posa, che potrebbero compromettere la manutenzione ordinaria e le caratteristiche del prodotto, a posa ultimata, procedere con la pulizia utilizzando prodotti adeguati, a base Acida max 3%, rispettando le indicazioni del produttore. Osservare assolutamente i limiti di tempo indicati nelle istruzioni: un contatto troppo prolungato con questi prodotti potrebbe provocare il danneggiamento della superficie. 	Cera protettiva anti-abrasione Depositi calcarei Macchie di ruggine	Prodotti a Base Acida
<ul style="list-style-type: none"> - Gli eventuali aloni che si dovessero presentare dopo la posa di materiali lappati o levigati si potranno facilmente eliminare utilizzando un prodotto idoneo, a base Alcalina. 	Cera di candela Residui di scotch	Solventi
<ul style="list-style-type: none"> - Riguardo l'utilizzo di materiali ceramici all'esterno, pure riconfermando l'ingelività dei prodotti Piemme in gres porcellanato, in conformità alle vigenti normative europee EN 14411/ISO 13006-ISO 10545.12, occorre attenersi ad alcune fondamentali norme previste per la posa all'esterno, atte a rendere inattaccabili al gelo i predetti pavimenti. Le condizioni più importanti da rispettare sono: le opportune pendenze, le impermeabilizzazioni, i giunti di dilatazione, e l'uso di idonei materiali per la posa. 	<p>Decorazioni realizzati con smalti e metalli preziosi E' indispensabile proteggere la superficie durante la posa, non utilizzare assolutamente prodotti abrasivi e/o acidi, ma solo acqua e sapone neutro. Il produttore non risponde di eventuali danni a questi preziosi materiali causati da "sfregamenti" durante la posa in opera. Per nessun motivo saranno accettate contestazioni relative a materiale posato.</p>	
<p>Per ulteriori informazioni specifiche consultare l'area tecnica sul sito Piemme: www.ceramichepiemme.it</p>		

! For a better aesthetic finish, it is recommended using jointing colours that match the tiles.
Per una migliore resa estetica si consiglia stuccature colorate in tinta con le piastrelle.

! For better installation results, we suggest 2 mm joint.
Per un migliore risultato di posa, consigliamo una fuga di 2 mm.

The colour shades are indicative
Le tonalità dei colori sono indicative

Technical Characteristics

Caratteristiche Tecniche

MATTE

POLISHED

Classification in accordance with CEN/ISO standards B1a EN 14411 - Iso 13006 - Classificazione secondo norme CEN/ISO gruppo B1a EN 14411 - Iso 13006

Caratteristica Tecnica Technical Characteristic	Norma Norm	Valore prescritto Value required	Valore medio Mean value 	USA tests 	Valore medio Mean value
Lunghezza e larghezza Length and width		±0,6% (±2,00 mm)			
Spessore Thickness		±5% (±0,5 mm)			
Rettilinearità lati Warpages of edges	ISO 10545.2	±0,5% (±1,5 mm)	Conforme In accordance	ASTM C-499 ASTM C-485 ASTM C-502	In accordance
Ortogonalità Wedging		±0,5% (±2,00 mm)			
Planarità Flatness		±0,5% (±2,00 mm)			
Assorbimento % d'acqua Water absorption	ISO 10545.3	≤ 0,5%	Conforme In accordance	ASTM C-373	In accordance
Resistenza alla flessione Bending strength	ISO 10545.4	≥ 35N/mm ²	Conforme In accordance	ASTM C-648 250 LBS or greater	In accordance
Dilatazione termica lineare tra 20° e 100° C Linear thermal expansion between 20° and 100° C	ISO 10545.8	Secondo i dati del costruttore According to builder's specifications	≈ 7x10 ⁻⁴ C ⁻¹		
Resistenza agli sbalzi termici Thermal shock resistance	ISO 10545.9	Richiesta Request	Resistente Resistant		
Resistenza al gelo Frost resistance	ISO 10545.12	Richiesta Request	Resistente Resistant	ASTM C-1026	In accordance
Resistenza all'attacco chimico Resistance to chemical attack	ISO 10545.13	Secondo i dati del costruttore According to builder's specifications	Resistente Resistant	ASTM C-650	In accordance
Resistenza dei colori alla luce Colours resistance to light	DIN 51094	Nessuna alterazione No alteration	Conforme In accordance		
Resistenza alle macchie Stain resistance	ISO 10545.14	≥ Classe 3 Metodo di prova disponibile Test method available	Conforme In accordance		
Resistenza allo scivolamento Slippage resistance				ANSI * 137.1-2012 DCOF	DRY > 0,42 WET > 0,42

Caratteristica Tecnica Technical Characteristic	Norma Norm	Valore prescritto Value required	Valore medio Mean value 	USA tests 	Valore medio Mean value
Lunghezza e larghezza Length and width		±0,6% (±2,00 mm)			
Spessore Thickness		±5% (±0,5 mm)			
Rettilinearità lati Warpages of edges	ISO 10545.2	±0,5% (±1,5 mm)	Conforme In accordance	ASTM C-499 ASTM C-485 ASTM C-502	In accordance
Ortogonalità Wedging		±0,5% (±2,00 mm)			
Planarità Flatness		±0,5% (±2,00 mm)			
Assorbimento % d'acqua Water absorption	ISO 10545.3	≤ 0,5%	Conforme In accordance	ASTM C-373	In accordance
Resistenza alla flessione Bending strength	ISO 10545.4	≥ 35N/mm ²	Conforme In accordance	ASTM C-648 250 LBS or greater	In accordance
Dilatazione termica lineare tra 20° e 100° C Linear thermal expansion between 20° and 100° C	ISO 10545.8	Secondo i dati del costruttore According to builder's specifications	≈ 7x10 ⁻⁴ C ⁻¹		
Resistenza agli sbalzi termici Thermal shock resistance	ISO 10545.9	Richiesta Request	Resistente Resistant		
Resistenza al gelo Frost resistance	ISO 10545.12	Richiesta Request	Resistente Resistant	ASTM C-1026	In accordance
Resistenza all'attacco chimico Resistance to chemical attack	ISO 10545.13	Secondo i dati del costruttore According to builder's specifications	Resistente Resistant	ASTM C-650	In accordance
Resistenza dei colori alla luce Colours resistance to light	DIN 51094	Nessuna alterazione No alteration	Conforme In accordance		
Resistenza alle macchie Stain resistance	ISO 10545.14	≥ Classe 3 Metodo di prova disponibile Test method available	Conforme In accordance		

*Test methods, requirements and classifications differ from country to country, according to the national regulations. The expected value of slippage resistance of products by Industrie Ceramiche Piemme S.p.a. may vary depending on the production batch. Specific documents are available upon request. Trattandosi di normative nazionali, i metodi di prova, i requisiti e le classificazioni variano da paese a paese. Il valore atteso dalla resistenza allo scivolamento della produzione di Industrie Ceramiche Piemme S.p.a., può variare in base al lotto produttivo. Specifica documentazione è disponibile su richiesta.



 **v**enture
stone & **tile** 