

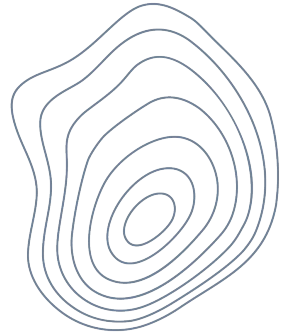


# CHARMIELUX

PURE WONDER



venture



venture

"Precious" is gathering of porcelain tile collections that interpret precious and elegant materials. Prestigious, pure, enchanting, the surface meets contemporary and classic architectures exalting their style and elegance. The decorative power of the graphics and colors ensures impressive results for breathtaking projects.

# CHARMIELUX

PURE WONDER

Beautiful shiny marble-effect provides an elegant design with very exclusive colors and veining, enhanced still further with the highly shine finish that distinguishes this porcelain stoneware collection. Floors and walls give rooms a timeless luxury that today's designers can adapt exactly as they wish.





## LIVE IN STEP

WITH THE TIMES

**T**his contemporary style uses the timeless appeal of marble to confer elegance and exclusivity. Charme Lux floors and walls emphasize the elegance of the space with refined color combinations, producing an exciting, up-to-date and chic atmosphere full of surprises.

### PROJECT

FLOOR DESIGN

Calacatta Gold - 23.23"x23.23"

Frappuccino Border - 1.88"x23.23"

Frappuccino Dot - 1.88"x1.88"

WALL DESIGN

Calacatta Gold - 11.61"x23.23"

Frappuccino - 11.61"x23.23"





**PROJECT**

FLOOR DESIGN

Calacatta Gold - 23.23"x23.23"

Frappuccino Border - 1.88"x23.23"

Frappuccino Dot - 1.88"x1.88"

WALL DESIGN


Frappuccino - 11.61"x23.23"



The high shine effect combined with the appeal of marble enchants with an evocative timeless look.



**NATURAL**  
L U X U R Y



# OASIS

O F W E L L - B E I N G



The range of Charme Lux decorative elements enhances the graphic play of the veining, offering appealing design combinations.

## PROJECT

### FLOOR DESIGN

Calacatta Gold - 23.23"x23.23"

Calacatta Gold Mosaic A - 11.61"x11.61"

Frappuccino Mosaic D - 11.61"x11.61"

Frappuccino Border - 1.88"x23.23"

Frappuccino Dot - 1.88"x1.88"

### WALL DESIGN

Calacatta Gold - 11.61"x23.23"

Calacatta Gold Mosaic A - 11.61"x11.61"

Frappuccino - 11.61"x23.23"

Frappuccino Mosaic A - 11.61"x11.61"





**PROJECT**

FLOOR DESIGN


- Calacatta Gold - 23.23"x23.23"
- Calacatta Gold Mosaic A - 11.61"x11.61"
- Frappuccino Mosaic D- 11.61"x11.61"
- Frappuccino Border - 1.88"x23.23"
- Frappuccino Dot - 1.88"x1.88"

WALL DESIGN

- Calacatta Gold - 11.61"x23.23"
- Frappuccino - 11.61"x23.23"
- Frappuccino Mosaic A - 11.61"x11.61"




The marble effect in different colors and sizes offers interesting design solutions to enhance the room.



**THERMAL**

A T M O S P H E R E



## LUXURY, GOOD TASTE & REFINEMENT



**S**paces offer an experience of luxury to its surroundings. The boundless, natural and brilliant appeal of Charme Lux surfaces enhances a refined lifestyle full of good taste and provides prestigious solutions to contemporary design.

### PROJECT

#### FLOOR DESIGN

Veined Statuario, Graphite Dark - 23.23"x23.23"

Veined Statuario Mosaic D - 11.61"x11.61"

#### WALL DESIGN

Veined Statuario, Graphite Dark - 11.61"x23.23"

#### COUNTER SHOP

Veined Statuario - 11.61"x23.23"





**PROJECT**

FLOOR DESIGN

Veined Statuario, Graphite Dark

23.23"x23.23"

WALL DESIGN

Veined Statuario, Graphite Dark


11.61"x23.23"

COUNTER SHOP

Veined Statuario - 11.61"x23.23"



The quality of the porcelain stoneware for floors, walls and special uses comes from the total marble effect.



**REFINEDLY**

C O N T E M P O R A R Y



# TIMELESS

## ELEGANCE

**W**ide and deep veining creates a composite atmosphere augmenting the natural effect of marble and maintaining a timeless elegance. The qualities of the porcelain stoneware guarantee technical performance and durability, with a look that is always new and brilliant.

### PROJECT

#### FLOOR DESIGN

Veined Statuario - 23.23"x23.23"

Graphite Dark Border - 1.88"x23.23"

Veined Statuario Dot - 1.88"x1.88"

#### WALL DESIGN

Veined Statuario - 11.61"x23.23"

Graphite Dark - 11.61"x23.23"

#### DESK COUNTER

Graphite Dark Mosaic D - 11.61"x11.61"





**PROJECT**

**FLOOR DESIGN**

Veined Statuario - 23.23"x23.23"

Graphite Dark Border - 1.88"x23.23"

Veined Statuario Dot - 1.88"x1.88"

**WALL DESIGN**

Veined Statuario - 11.61"x23.23"

Graphite Dark - 11.61"x23.23"



The Charme Lux collection offers an infinitely appealing look for contemporary floors and walls.




**PRECIOUSLY**

S U G G E S T I V E



**FADING RESISTANT**  
stable chromatically over time



**DOESN'T BEND**  
hard and compact



**ECO-FRIENDLY AND SAFE**



**PET FRIENDLY**  
dog and cat nails proof



**RESISTANT TO FROST**  
snow and ice proof



**FLOOR HEAT FRIENDLY**



**RESISTANT TO ACID**



**EASY TO KEEP CLEAN**

**VOC FREE**

**NO VOC**  
volatile organic compound




**WATER PROOF**  
doesn't absorb

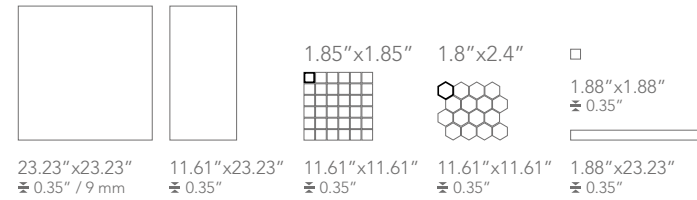


**FIRE PROOF**  
doesn't burn or smoke

## CALACATTA GOLD LUX



### Available sizes



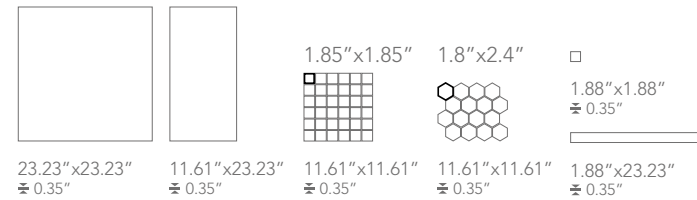
### Color shading



## FRAPPUCCINO LUX



### Available sizes



### Color shading

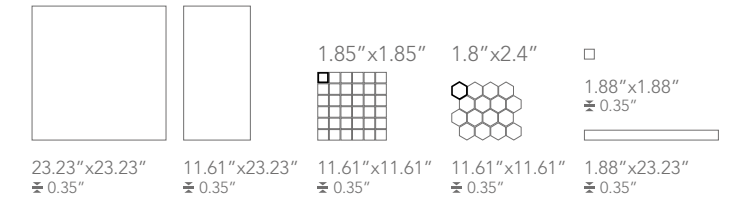


The color of tiles printed in this catalogue may differ from actual tiles. Tile color reproductions in this catalogue are representative only. Slight tone and shade variations are inherent in porcelain tiles. Before selecting a color, we recommend that you contact your local representative, who will provide you with a sample piece of the requested tile.

## VEINED STATUARIO LUX



### Available sizes



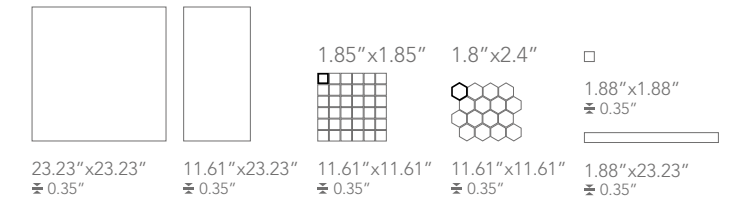
### Color shading




## GRAPHITE DARK LUX



### Available sizes



### Color shading



This porcelain tile product is manufactured with a V2 shade variation. Remember that the amount of color as well as the texture of each piece may vary from tile to tile. Inspect the product immediately upon delivery and select tiles from many boxes during installation to minimize and blend any possible color difference.

### Color Shading





Calacatta Gold Lux Mosaic A 1.85"x1.85"  
11.61"x11.61"



Frappuccino Lux Mosaic A 1.85"x1.85"  
11.61"x11.61"



Graphite Dark Lux Mosaic A 1.85"x1.85"  
11.61"x11.61"



Veined Statuario Lux Mosaic A 1.85"x1.85"  
11.61"x11.61"

1.85"x1.85"



11.61"x11.61"  
± 0.35"/9 mm



Calacatta Gold Lux Mosaic D 1.8"x2.4"  
11.61"x11.61"



Frappuccino Lux Mosaic D 1.8"x2.4"  
11.61"x11.61"



Graphite Dark Lux Mosaic D 1.8"x2.4"  
11.61"x11.61"



Veined Statuario Lux Mosaic D 1.8"x2.4"  
11.61"x11.61"

1.8"x2.4"



11.61"x11.61"  
± 0.35"/9 mm

## DECOR RANGE

LUX FINISH



Calacatta Gold Lux Border  
1.88"x23.23"



Calacatta Gold Lux Dot  
1.88"x1.88"



Graphite Dark Lux Border  
1.88"x23.23"



Graphite Dark Lux Dot  
1.88"x1.88"



Frappuccino Lux Border  
1.88"x23.23"







Frappuccino Lux Dot  
1.88"x1.88"



Veined Statuario Lux Border  
1.88"x23.23"



Veined Statuario Lux Dot  
1.88"x1.88"

	COVE BASE Matt  6"x12"	BULLNOSE Matt  3"x24"	DECORATIVE ACCENT BIG Glazed  1.8"x24"	DECORATIVE ACCENT SMALL Glazed  1.2"x24"
CALACATTA GOLD	•	•	•	•
FRAPPUCCINO	•	•	•	•
VEINED STATUARIO	•	•	•	•
GRAPHITE DARK	•	•	•	•



### COLORED BODY PORCELAIN TILE - Rectified Monocaliber

#### RECOMMENDED USE

Charme LUX is recommended for indoor floors, walls, countertops, and outdoor walls in light commercial application and residential application. The use of Charme LUX is not recommended for outdoor application or horizontal exterior surfaces. Landmark recommends an offset no greater than 30%, if a staggered pattern is required for tiles of 20" inches or longer.

#### CARE AND MAINTENANCE









Do not apply any wax or sealer to the product after installation. Regular cleaning is the best way to keep Charme LUX tiles looking good. Use clean, hot water (add household cleaner for more aggressive cleaning). Rinse thoroughly and dry with a soft cloth to prevent water spots. Please visit [lcusa.com](http://lcusa.com). For further information regarding the care and maintenance of Landmark products.

#### WARRANTY

Landmark guarantees that its products will meet or exceed the performance specifications set out in ANSI A137.1- 2012 and in the performance specifications section of the Landmark general catalogue. For more information, please visit our website at [lcusa.com](http://lcusa.com).

The LUX finish is the result of a special mechanical process and can manifest small dots or hollows as well as a non-uniform shine all over the surface. These particularities are to be considered as intrinsic features of the product which give them a more natural appeal.



PHYSICAL PROPERTIES	TEST ASTM	NORTH AMERICAN STANDARD A137.1*	RESULTS
 Water absorption *	C373	≤ 0.5%	COMPLY WITH ANSI A137.1
 Resistance to freeze/thaw cycling *	C1026	As reported	RESISTANT
 Warpage (edge)	C485	Warpage ± 0.4% or ± 0.05 in	COMPLY WITH ANSI A137.1
 Warpage (diagonal)	C485	Warpage ± 0.4% or ± 0.07 in	COMPLY WITH ANSI A137.1
 Wedging	C502	± 0.25% or ± 0.03 in	COMPLY WITH ANSI A137.1
 Chemical resistance	C650	As reported	UNAFFECTED
 Breaking strength	C648	250 lbf or greater	COMPLY WITH ANSI A137.1
 Thickness	C499	Range: 0.04 in	COMPLY WITH ANSI A137.1

- \* Average values referred to our production and related to the matt finish of the product.
- Be sure to use tiles belonging to the same caliber.
  - Test results are available on request.
  - Landmark tiles can be slippery when wet. We recommend to make sure that the surface is always dry.
  - The information provided can be subject to change. Please refer to [lcusa.com](http://lcusa.com) for the latest, most accurate and up-to-date information.

